

About the HemePath Hub at CorePath

The HemePath Hub at CorePath offers various pathology learning opportunities that comprehensively cover areas such as the lymph node, bone marrow, flow cytometry, cytogenetics, FISH, molecular genetics, wet heme, and bone marrow clinic.

The pathologists at CorePath offer these rotations completely free of charge to students in honor of the mentors and teachers who taught them during their early pathology training. The five tracks listed are available on a year-round basis in varying durations, ranging from a minimum of one to two weeks to one month (or longer).

CorePath is located in the beautiful hill country of San Antonio, TX and was founded as one of the few international reference laboratories to offer cancer diagnostic services. We bring academic expertise, compassion and a passion to teach with excellence and innovation. Our commitment is to transfer knowledge. Together, we are a highly specialized team with a shared passion: "Caring for Lives".

Aamir Ehsan, MD
Medical Director, Hematopathologist,
& Molecular Geneticist

Anna R. Tyler, MLT(ASCP)CM
Academic Liaison

Track A – Hematopathology Fellows & Pathology Residents

Enhance your diagnostics skills in lymph node and bone marrow interpretation with ancillary studies and training in flow cytometry, cytogenetics, and molecular genetics. You will experience a busy sign-out schedule with experienced hematopathologists and a unique opportunity to have hands-on training in performing bone marrow biopsies.

Track B – Pathology Business/Medical Director Elective

This track is designed for 2nd to 4th year pathology residents or fellows. Learn the "hidden curriculum" of pathology during this 2 to 4 week elective. That is, learn the business skills and concepts necessary to run hematopathology or other pathology practices, straight from the healthcare industry experts (LIS, RCM, budgeting, personnel management, lab operations, reimbursements, and more).

Track C – Practicing Pathologists

As a surgical pathologist or even hematopathologist, you might need a practical refresher every now and then to appropriately continue triaging and interpreting lymph nodes and bone marrow biopsies. We take a cost effective and patient centric approach to diagnose hematologic malignancies with confidence using current WHO nomenclature.

Track D – Hematology-Oncology Fellows

Relevant hematopathology knowledge and experience is integral to practice everyday hematology-oncology. Our experts will teach you basic diagnostic skills which include interpreting peripheral smears and bone marrows, triaging cases, and appropriately ordering ancillary studies such as flow cytometry, cytogenetics, and molecular genetics. We will also provide guidance for board exams in wet hematology, coagulation, electrophoresis, and blood banking/transfusion medicine.




Track E – International Residents, Fellows & Pathologists

Obtain specialized knowledge, experience, and enhanced diagnostics skills in lymph node and bone marrow interpretation with ancillary studies and training in flow cytometry, cytogenetics, and molecular genetics. This offers the unique opportunity to establish a laboratory internationally in collaboration with CorePath through continuous support and digital pathology.



**Learn More
& Apply Now**



 <https://corepath.us/testing/hemepath-hub>
 hemepathhub@corepath.us
 1.877.617.4445